


The Pilecki Project 2021

Pilecki Teams Guidebook



CONTENTS

- What is “The Pilecki Project”?
 - What’s in it for you?
 - Who can join?
 - Project roadmap
 - How to register?
 - What is your final task?
 - Where and when do we meet?
 - The Pilecki Project step by step
 - Rules & Regulations
 - FAQ
- 

What is “The Pilecki Project”?

The Pilecki Project is a unique **adventure** that the Pilecki Institute wants to experience together with pupils and students from all over North America. You will join us in **discovering an outstanding figure** – Witold Pilecki, a man involved in the Polish resistance against Nazi Germany. He was an underground army officer who volunteered to infiltrate the newly established German concentration camp – Auschwitz – in order to organize resistance and to uphold the spirit of his fellow inmates, ultimately helping many survive. It was Pilecki who authored the famous Reports informing the Polish government-in-exile and the Allies about German atrocities and crimes happening in the camp. After the war, he sought to liberate Poland from the Soviet-imposed communist regime with just as much commitment and perseverance. How did his story end? Find out with us.

In the Project’s pilot edition we are exploring Pilecki’s story, focusing on moments that formed his character and stature. Together, we will discover not only him, but also unknown facts and stories of World War II – a time of struggle against evil, of heroism, and of sacrifice and valor shown by many brave people. **We will reflect upon how Pilecki inspires us today and seek ways to tell the world about him.**

The Pilecki Project will help you **master cooperation, communication, planning** and systematic implementation of tasks; learn or perfect the art of creating digital forms: videos, animations or podcasts. You will also analyze various types of sources and practice how to use the information.

You will **meet our team of specialists** in different fields: journalists and historians, multimedia designers, and educators. With them you will go step by step to finally **creating an original digital work** based on your idea. Workshops with experts will inspire you, open you to new ideas, and encourage novel solutions.

With our help you will **present your final work to the public** – be it in person or online, on the radio, television or the internet. Together we will make the entire North America hear about Witold Pilecki!

During the project we will be meeting on Zoom on a monthly basis. Pilecki Teams from all over US and Canada will stay in touch on Google Classroom where we will be sharing the results of our work every step of the project.

Read the Pilecki Teams Guidebook to learn what lays ahead of you.

Photo. Private collection of Zofia and Andrzej Pilecki



What's in it for you?


Join us in the Pilecki Project and

- enter a world of riveting stories
- get inspired by heroic figures
- meet young people from all over America
- learn from digital design and history education specialists
- express your creativity

Who can join?

Pupils and students from the US and Canada are welcome to participate in the pilot edition of the project. Invite your friends and build your Pilecki Team or take up the challenge of working individually.

If you are underage you are fully eligible to participate. Just provide us with a consent form signed by your parents or legal guardians (download [here](#)).



Project Roadmap

January- February 2021

Pilecki Teams registration

March 2021

Project Inauguration

March 2021

step I – meet Witold Pilecki

April 2021

step II – find out what you have in common

May 2021

step III – master storytelling

June 2021

step IV – write your script

July 2021

step V – create your final work

How to register for the project?

To register a Pilecki Team, go to our [website](#) and fill out the application form. Each member of your team should also register individually. You will soon receive a confirmation email from the Pilecki Institute. A special Educational Package will arrive by post.

**Please read the regulations for participation in the Pilecki Project carefully. The application form also requires you to consent to the use of your personal data for the purposes of the project. Underaged participants need a consent signed by their parents or legal guardians **



What is your final task?

Your final task in the Pilecki Project is to create a chosen multimedia format work:

- video
- animation
- podcast

Use it to tell the world who Witold Pilecki is for you, what values important for your community he represents, what about him impresses you the most and why others should hear about him.

In every stage of the project, you will complete smaller tasks that will bring you step by step to the finale: you will get to know our hero, the history of his homeland and the events in which he took part. You will discover what you and Witold Pilecki have in common and master the difficult art of telling stories in such a way as to make people listen to you and to awaken their curiosity. You will also write the script of your final work, using valuable hints and suggestions from various specialists. Finally, you will record and edit your material using accessible digital tools. We will then help you to reach the widest audience possible.

Where and when do we meet?

We schedule meetings and online workshops once a month on Zoom. We will notify you about the exact dates and time. The meetings will be also recorded and available to watch later on your own time if you can't make it to the live meeting. All of the Pilecki Teams will keep in touch on Google Classroom where we will be sharing our work every step of the way.

THE PILECKI PROJECT STEP BY STEP

1. STEP ONE – meet Witold Pilecki

Read the materials from the Educational Package sent to you by the Pilecki Institute. Look for additional sources in your local library and on the Internet, discover more about him and the events he was involved in. Visit Google Classroom for hints and facts about Pilecki and his times.

For the Project's inauguration on zoom, you will face the first challenge - completing an exciting quiz answering questions that might surprise you. You will go into fierce competition with Pilecki Teams from the entire continent!

Are you ready? Let the games begin!




Photo. Private collection of Zofia and Andrzej Pilecki

2. STEP TWO – what do you have in common?

You are now familiar with Witold Pilecki and his amazing story. In the next step you will try to figure out what you and he have in common.

Show your connections with Pilecki in a graphic form: a drawing, infographic, diagram or a multimedia collage. Or maybe you have another idea? Be creative! Use your talents!

You might ask: what can I – an American teenager living in the 21st century – have in common with a hero fighting for freedom during World War II? That was so long ago! Was it really? Surely you know some people who were somehow affected by the tragedy of World War II and the age of totalitarianism, as the previous century is sometimes called. War veterans and inmates of German Nazi concentration camps passed away not long ago. Some of them are still alive. Their stories are hidden in our loved ones' memories. Children of people like them might remember things going back to war times and after it ended, many of them suffered poverty, fear and uncertainty. These people could be your grandfather or grandmother, neighbour or teacher. Don't be afraid to explore the history of your family and local community – you will find plenty of unknown stories! Ask your parents or grandparents about the fates of your relatives. It can lead to a fascinating conversation and amazing discoveries!

What else do you share with Pilecki? His interests, sensitivity, values? You might have been born into a similar family or cherish the same values? Maybe, like Pilecki, you are a scout or engage in other social activities? How about art or poetry?

Everything depends on your creativity and imagination. There are no wrong answers here!

At this stage of the project, you will participate in an online workshop that will help you complete the task.

Photo. Private collection of Zofia and Andrzej Pilecki



3. STEP THREE – Storytelling

In step three, you will practice effective communication and learn how to engage your listeners with what you want to tell them and inspire them with your passion. There are a few simple rules to that. Our specialists will help you master them. You will find this useful in the future, too!

In this step you will prepare an elevator speech about Witold Pilecki and the reasons and ways he can inspire people today. Do it your way – every person sees something different in heroic figures like him.

Your task this month is to record and share your elevator speech with other participants of the Pilecki Project on Google Classroom. As every month also this time an online workshop will help you complete your task.

4. STEP FOUR – write your script

This month you will begin to learn how to create the multimedia format of your choosing: a podcast, video or animation in order to prepare your unique and original final work. During workshops led by experienced media makers, you will learn the rules of each technique as well as receive valuable hints and tips from actual content creators. You will acquire or develop basic skills to use graphic and editing software that is available free of charge on smartphone or internet applications.

Together, you will write the script of the work that will be the final result of your participation in the Pilecki Project.

At this stage, you will also have the opportunity to consult educators from the Pilecki Institute – they will be at your disposal. Ask away, we're here to help!






Photo. Private collection of Zofia and Andrzej Pilecki

5. STEP FIVE – create your final work!

This is the final step of the Pilecki Project! You will be working intensively on your podcast, video or animation and making efforts to present it in real or virtual space.

You may need help from experts in order to complete this task. During the monthly online workshop, you will have the chance to ask experienced multimedia creators for their suggestions and tweak your project under their supervision.

When your work is ready, make sure to present it to the widest possible audience. You can share it on the internet or broadcast it over local radio or on television. Feel like organizing a Zoom meeting to present it? Go for it – the more people you reach, the better. Share your work on Google Classroom with other Pilecki Teams. Let other participants of the Pilecki Project admire it and make comments.

To read the Rules and Regulations of the Pilecki Project [click here](#)

Frequently Asked Questions

How many people can join one Pilecki Team?

A Pilecki Team can consist of a maximum of three people.

Can I work alone?

Yes. You can work on your own if you wish. You will meet fantastic friends while working on the Pilecki Project.

Where can we find help?

Your first port of call should be the materials from the Educational Packages prepared by the Pilecki Institute. You will receive them by post and email after registration. Look for assistance in your local community to help you with the logistics, financing, finding solutions to problems and answers to your questions. You can ask a teacher, a school, parish or local government representative, or a local historian for assistance. Experts from the Pilecki Institute will also be there to help.

How long does the Pilecki Project take to complete?

The Project starts in January and includes five major steps – one every month. We will be meeting with the whole community of Pilecki Teams from the American continent at monthly workshops held by various authors, specialists and educators. They will lead you to your final assignment.

Who do I contact if I still have questions?

You can contact the Pilecki Project Staff at pileckiproject@instytutpileckiego.pl. We are here to help and answer all your questions.

Where do we meet?

The Pilecki Project is entirely web-based. We will be meeting at monthly workshops on Zoom and presenting our work from every step of the project on Google Classroom. Both these platforms give us a safe surrounding, are free of charge and easily accessible.

When do we meet?

The Pilecki Project Zoom-based workshops will be held once a month. You will be notified of the exact date at least two weeks ahead. In the meantime, you can always contact us if you have any questions.

What if I cannot attend a workshop?

The Zoom workshops will be recorded and made available to all project participants. You can always watch them on your own if you cannot make it to a meeting.

Can I join at any time?

Yes. The project is open to newcomers until the last step. You can always register and complete the steps you missed.

Will I need money?

Many great projects can be done without any financing. All you really need is determination, a bit of inspiration and a little help from your friends!

You will receive almost everything you need for the project from the Pilecki Institute via post and email. You will need a computer or smartphone and a decent internet connection. The software you will be using to complete our project is free.